

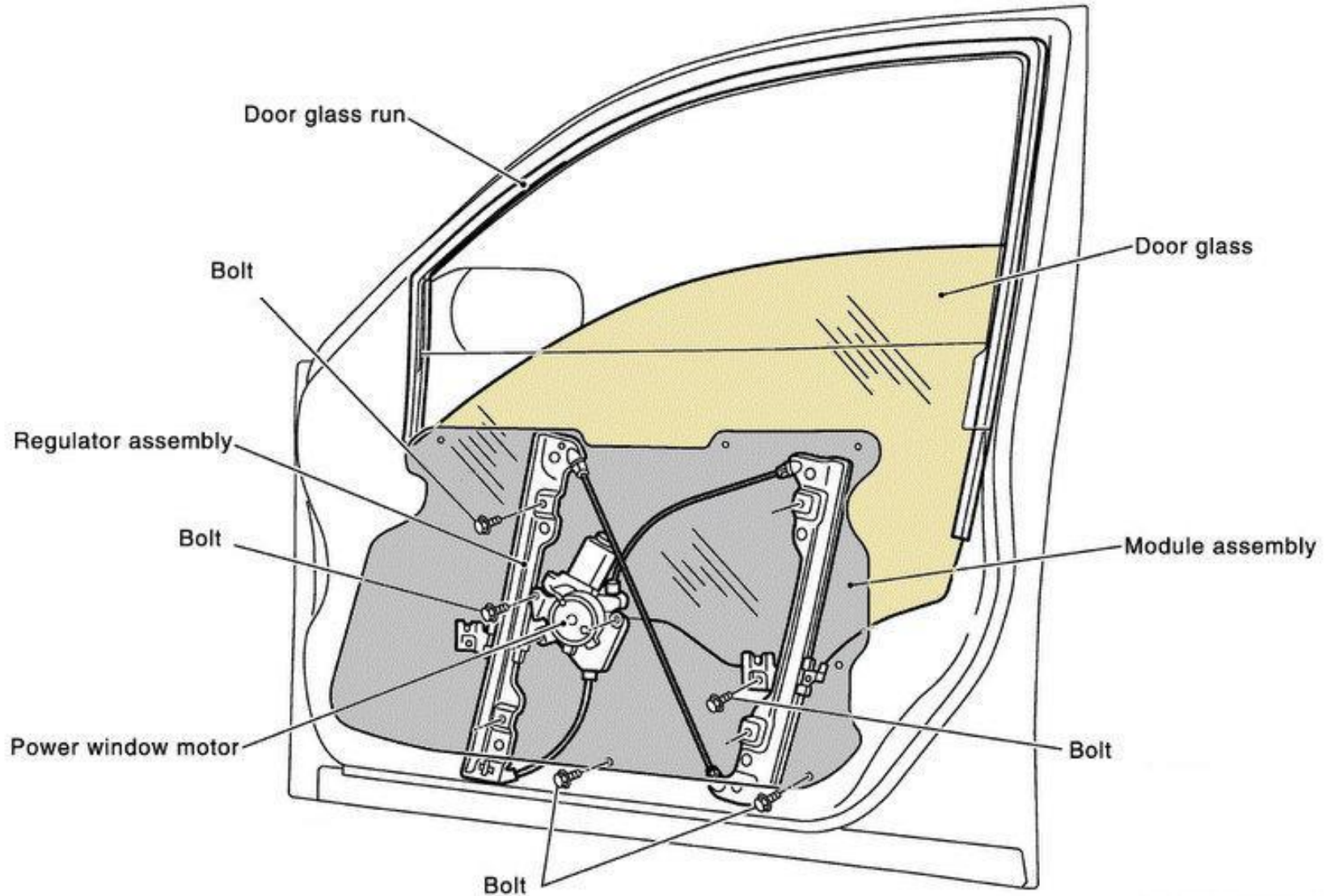
Minda Automotive Solution Ltd.

Window Regulators



ASHOK MINDA GROUP

Powered by Passion



Introduction

Window regulators are found in vehicle doors and are used to lower and raise car windows. They are some of the most commonly used parts of a car, since people are always lowering or raising their windows, depending on whether they want air or are too cold. Because of this factor, window regulators always run the risk of wearing down and breaking.

Function

Window regulators allow power windows to go either up or down. Window regulators transform the motor's rotary movement into the vertical and linear motions of car windows. The window system consists of an electric motor, several spur gears and a single worm gear, all of which create a significant amount of torque that can raise up the window. When the worm gear spins around gear, tension is created that binds the gears together. The worm gears then lock making the windows unable to be opened by outside forces.

Types of window regulator as per operation:

There are two different types of window regulators:

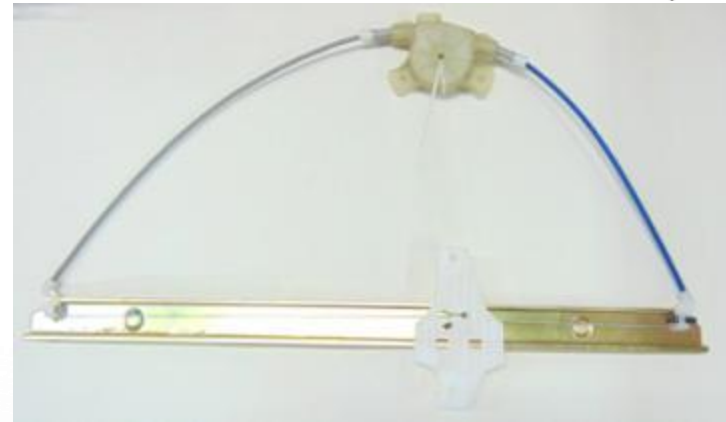
Manual window regulators have handles you can crank to raise or lower the window. Manual window regulators cause spur gears and the worm gear to create a rotation, which causes the plates to move and thus either lowers or raises the windows.

Electric window regulators are much easier and more convenient. Simply by clicking a button, your windows either go up or down---electronically. A tiny electric motor allows this to happen. Many electric window regulators are composed of a master switch inside of its console, which is easy to access and locate.

Types of window regulator



Cross arm



Drum & Cable




Single Arm



Double Drum & Cable

Window Regulator Indica Manual




WR-2002MFR



WR-2002MFL




WR-2002MRR




WR-2002MRL


Window Regulator Indica Type-3




WR-1008PFR



WR-1008PFL



WR-1008PRR




WR-1008PRL

Window Regulator Indica Type- 4




ASHOK MINDA GROUP


Powered by Passion




WR-1011PFR



WR-1011PFL




WR-1011PRR




WR-1011PRL


Window Regulator Vista




WR-1007PFR



WR-1007PFL




WR-1007PRR




WR-1007PRL


Window Regulator Safari




WR-1002PFR



WR-1002PFL



WR-1002PRR




WR-1002PRL

Window Regulator Tata Ace




WR-2003MFR




WR-2003MFL

Window Regulator Santro- Manual



WR-2001MFL




WR-2001MFR

Window Regulator Xylo




ASHOK MINDA GROUP


Powered by Passion




WR-1010PFR



WR-1010PFL



WR-1010PRR



WR-1010PRL